

Reading— VIPERS

Mummification was an important part of the Ancient Egypt an death ceremony. It was a delicate and expensive process, so it was often reserved for Pharaohs and other important people. Not everybody could afford to be mummified after their death. Because the Egyptians believed in life after death, being mummified was incredibly important. They believed that it preserved the body for the afterlife. In total, it could take over two months to mummify a body. First, the entire body was washed and cleaned. Organs were removed, with the lungs, liver, intestines and stomach placed in special vessels called canopic jars. The heart was replaced back into the body. The brain wasn't considered important, so it was thrown away. Then, the body was filled with stuffing and covered in a special salt mixture called natron. This removed all of the moisture from the body to stop it from decaying. This drying out process took between 40 and 50 days. Once dry, the body was wrapped in linen and placed in the sarcophagus. The process worked exceptionally well; many mummified bodies are still intact today, over 4,000 years later.

Which word tells you that mummification required lots of skill and detail?

In this context, vessel is another word for...

Why might the heart have been returned to the body?

How long did it take to dry out a body?

How many canopic jars were needed for each body?

Why was it important to use natron?



Mental Maths

Convert these percentages into decimals and then the decimals into percentages.

1. $27\% = 0.27$

1. $0.40 = 40\%$

2. $19\% =$ _____

2. $0.52 =$ _____

3. $80\% =$ _____

3. $0.26 =$ _____

4. $74\% =$ _____

4. $0.22 =$ _____

5. $92\% =$ _____

5. $0.23 =$ _____

6. $86\% =$ _____

6. $0.50 =$ _____

7. $40\% =$ _____

7. $0.90 =$ _____

8. $42\% =$ _____

8. $0.85 =$ _____

Spelling

Practice these spellings which we have looked at this week. Choose one of the activities on the grid to show this.

Vacant

Hesitant

Tolerant

Dominant

Radiant

Variant

Compliant



Pick a challenge to complete this week.

French

Write some short sentences in French to tell us what you like to wear when you go out for a meal and for when you are at home.



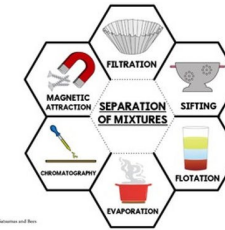
History

Research an Ancient Egyptian God or Goddess and find out why they were so important. Then, create your own God or Goddess and create a fact file on why they would be so important.



Science - Experiment

Create a poster to describe how once of the ways you can separate materials. E.g sieving, dissolving, filtering




DT

Build yourself a bridge using different materials e.g paper, books, toys. What type of bridge have you made? How much weight can your bridge hold? Start adding weight to your bridge and record the weight once it collapses. Send a picture of your bridge for everyone to see



RE

Retell the Easter story in your own words. You may want to do this a written piece of work, using pictures or a comic strip.












PE

In PE, we have been looking at Volleyball and how to dig a ball into the air. Find an object or a crumpled piece of paper and see how many times you can continually dig the ball up in the air. Ask an adult to video you doing this.



Year 5's
Home Learning

Homework due back on
Wednesday 20th March 2025

<p>Easy as ABC...</p> <p>Write all your words in alphabetical (ABC) order.</p> 	<p>Part of a whole...</p> <p>Write your words into different syllables using different colours!</p> <p>Running Festival Brown</p>	<p>On the other hand...</p> <p>Use the hand you don't usually write with to practise your spellings!</p> 	<p>In the spotlight...</p> <p>Write the consonants in one colour, vowels in the other. (Vowels: a, e, i, o, u)</p> 
<p>Like an Egyptian...</p> <p>Write your word in a pyramid</p> <p>py pyr pyra pyram pyrami pyramid</p>	<p>Your money or...</p> <p>"Write" words using a newspaper or magazine to cut them out...like a ransom note!</p> 	<p>Come rain or shine...</p> <p>Write each letter of the word in a different colour to create a rainbow!</p> 	<p>Let's be silly...</p> <p>Write a sentence which uses all of your words in it!</p> 
<p>Tell me a story...</p> <p>Draw a small picture showing your word, then write a sentence about it!</p> 	<p>Blowing bubbles...</p> <p>Write all your words in bubble writing!</p> 	<p>20 Questions...</p> <p>Use half your spellings to write a question...then use the other half to answer them!</p> 	<p>Rhyme Time...</p> <p>Write three words which rhyme with each spelling word.</p> 
<p>Bond, James Bond...</p> <p>Create a code. Write your words in the code. Can someone else crack them?</p> <p>e.g. a = o b = ♦ c = ♣</p>	<p>Synonym/Antonym</p> <p>Synonym - means the same Antonym - the opposite Write one of each for each of your words!</p> 	<p>That's backwards...</p> <p>Write your spelling words backwards!</p> 	<p>You're a joker...</p> <p>Write each word into a joke! Test them out on someone nearby ...</p> 